

Neutron Stars (10 points)

We discuss the stability of large nuclei and estimate the mass of neutron stars theoretically and experimentally.

Part A. Mass and stability of nuclei (2.5 points)

The rest-energy of a nucleus $m(Z, N)c^2$ consisting of Z protons and N neutrons is smaller than the sum of rest-energies of protons and neutrons, hereafter called nucleons, by the binding energy $B(Z, N)$, where c is the speed of light in vacuum. Ignoring minor corrections, we can approximate the binding energy consisting of the volume term with a_V , the surface term with a_S , the Coulomb energy term with a_C , and the symmetry energy term with a_{sym} in the following way.

$$m(Z, N)c^2 = Am_Nc^2 - B(Z, N), \quad B(Z, N) = a_V A - a_S A^{2/3} - a_C \frac{Z^2}{A^{1/3}} - a_{\text{sym}} \frac{(N - Z)^2}{A}, \quad (1)$$

where $A = Z + N$ is the mass number and m_N is the nucleon mass. In the calculation, use $a_V \approx 15.8$ MeV, $a_S \approx 17.8$ MeV, $a_C \approx 0.711$ MeV, and $a_{\text{sym}} \approx 23.7$ MeV (MeV = 10^6 electron volts).

A.1 Under the condition of $Z = N$, determine A for maximizing the binding energy per nucleon, B/A . 0.9pt

A.2 Under the condition of fixed A , the atomic number of the most stable nucleus Z^* is determined by maximizing $B(Z, A - Z)$. For $A = 197$, calculate Z^* using Eq. (1). 0.9pt

A.3 A nucleus having large A breaks up into lighter nuclei through fission in order to minimize the total rest-mass energy. For simplicity, we consider one of multiple ways to break a nucleus with (Z, N) into two equal nuclei, which occurs when the following energy relation holds, 0.7pt

$$m(Z, N)c^2 > 2m(Z/2, N/2)c^2.$$

When this relation is written as

$$Z^2/A > C_{\text{fission}} \frac{a_S}{a_C},$$

obtain C_{fission} up to two significant digits.

Part B. Neutron star as a gigantic nucleus (1.5 points)

For large nuclei with a large enough mass number $A > A_c$ with a threshold A_c , these nuclei stay stable against nuclear fission because of the sufficiently large binding energy due to gravity.

- B.1** We assume that $N = A$ and $Z = 0$ is realized for sufficiently large A and Eq. (1) continues to hold with the addition of the gravitational binding energy. The binding energy due to gravity is 1.5pt

$$B_{\text{grav}} = \frac{3}{5} \frac{GM^2}{R},$$

where $M = m_N A$ and $R = R_0 A^{1/3}$ with $R_0 \simeq 1.1 \times 10^{-15} \text{ m} = 1.1 \text{ fm}$ are the mass and the radius of the nucleus, respectively.

For $B_{\text{grav}} = a_{\text{grav}} A^{5/3}$, obtain a_{grav} in the MeV unit up to the first significant digit. Then, ignoring the surface term, estimate A_c up to the first significant digit. In the calculation, use $m_N c^2 \simeq 939 \text{ MeV}$ and $G = \hbar c / M_P^2$ where $M_P c^2 \simeq 1.22 \times 10^{22} \text{ MeV}$ and $\hbar c \simeq 197 \text{ MeV} \cdot \text{fm}$.

Part C. Neutron star in a binary system (6.0 points)

Some neutron stars are pulsars regularly emitting electromagnetic waves, which we call "light" for simplicity here, at a constant period. Neutron stars often make binary systems with a White Dwarf. Let us consider the star configuration shown in Fig. 1, where a light pulse from a neutron star **N** to the Earth **E** passes near a White Dwarf **W** of the binary system. Measuring these pulses influenced by the star's gravity leads to an accurate estimation of the mass of **W** as explained below, resulting in the estimation of the mass of **N**.

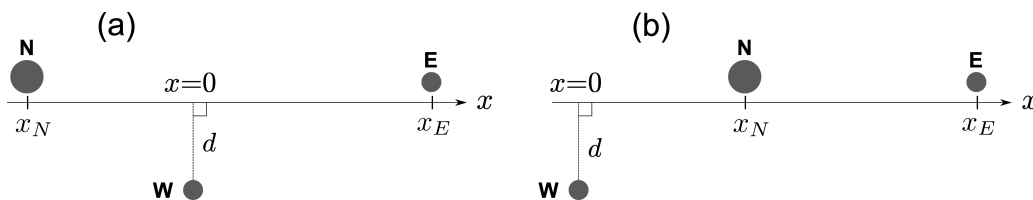
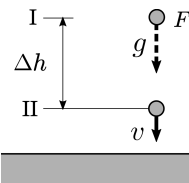


Fig. 1: Configurations with the x -axis along the line connecting **N** and **E**. (a) for $x_N < 0$ and (b) for $x_N > 0$.

- C.1** As shown in the figure below, under the constant gravitational acceleration g we place two levels I and II with the height difference $\Delta h (> 0)$. Set the identical clocks at I, II, and F , the free-falling system, denoted by clock-I, clock-II, and clock- F , respectively. 1.0pt



Set-up of the thought experiment.

We assume that an observer sits with clock- F , and initially F is placed at the same height as that of clock-I and its velocity is zero. Since the clocks are identical, they register equal time intervals, $\Delta\tau_F = \Delta\tau_I$. Then, we let F fall freely, and work in the frame of F , which is considered to be inertial. In this frame, clock-II passes by clock- F with velocity v , so that the time dilation of clock-II can be determined by the Lorentz transformation. When time $\Delta\tau_I$ elapses on clock- F , time $\Delta\tau_{II}$ elapses on clock-II.

Determine $\Delta\tau_{II}$ in terms of $\Delta\tau_I$ up to the first order in $\Delta\phi/c^2$, where $\Delta\phi = g\Delta h$ is a difference of the gravitational potential, *i.e.*, the gravitational potential energy per unit mass.

- C.2** Under the gravitational potential ϕ , time delays change the effective speed of light, c_{eff} , observed at the infinity, though the local speed of light is c . When $\phi(r = \infty) = 0$, c_{eff} can be given up to the first order in ϕ/c^2 as 1.8pt

$$c_{\text{eff}} \approx \left(1 + \frac{2\phi}{c^2}\right) c$$

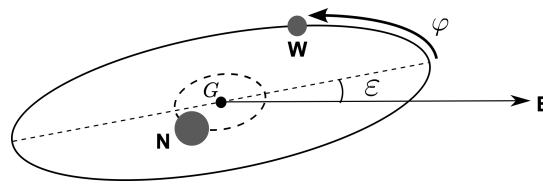
including the effect of space distortion, which was not featured in **C.1**. We note that the light path can be approximated as a straight line.

As shown in Fig. 1 (a), we take the x -axis along the light path from the neutron star **N** to the Earth **E** and place $x = 0$ at the point where the White Dwarf **W** is the closest to the light path. Let $x_N (< 0)$ be the x -coordinate of **N**, $x_E (> 0)$ be that of **E**, and d be the distance between **W** and the light path.

Estimate the changes of the arrival time Δt of the light from **N** to **E** caused by the White Dwarf with mass M_{WD} and evaluate the answer in a simple form disregarding higher order terms of the following small quantities: $d/|x_N| \ll 1$, $d/x_E \ll 1$, and $GM_{\text{WD}}/(c^2 d) \ll 1$. If necessary, use the following formula.

$$\int \frac{dx}{\sqrt{x^2 + d^2}} = \frac{1}{2} \log \left(\frac{\sqrt{x^2 + d^2} + x}{\sqrt{x^2 + d^2} - x} \right) + C. \quad (\log \text{ is the natural logarithm})$$

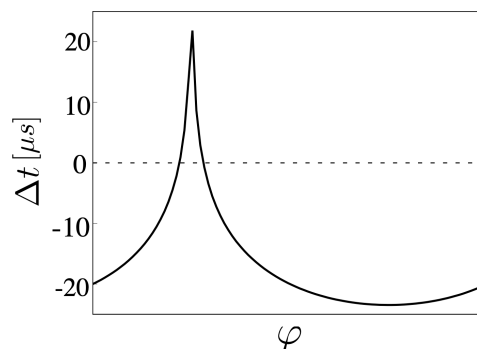
- C.3** As shown below, in a binary star system **N** and **W** are assumed to be moving in circular orbits with zero eccentricity around the center of mass G on the orbit plane. Let ε be the orbital inclination angle measured from the orbit plane to the line directed toward **E** from G , and let L be the length between **N** and **W** and M_{WD} be the mass of the White Dwarf. In the following, we assume $\varepsilon \ll 1$. 1.8pt



Binary star system.

We observe light pulses from **N** on **E** far away from **N**. The light path to **E** varies with time depending on the configuration of **N** and **W**. The delay in the time interval of arriving pulses on **E** has the maximum value Δt_{max} for $x_N \simeq -L$ and the minimum value Δt_{min} for $x_N \simeq L$ (see Fig. 1 (b) for the configuration). Calculate $\Delta t_{\text{max}} - \Delta t_{\text{min}}$ in a simple form disregarding higher order terms of small quantities as done in **C.2**. We note that the delays due to gravity from stellar objects other than **W** are assumed to cancel out in $\Delta t_{\text{max}} - \Delta t_{\text{min}}$.

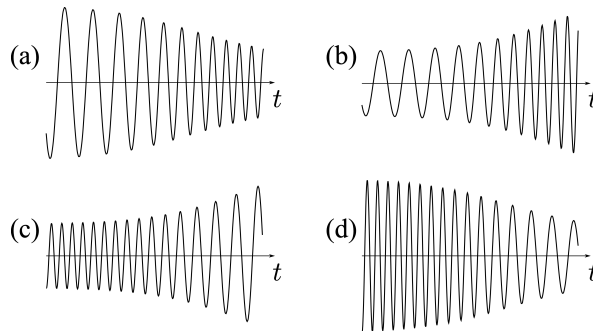
- C.4** The below figure shows the observed time delays as a function of the orbital phase φ for the binary star system with $L \approx 6 \times 10^6$ km and $\cos \varepsilon \approx 0.99989$. Estimate M_{WD} in terms of the solar mass M_{\odot} and show the results for M_{WD}/M_{\odot} up to the first significant digit. Here the approximate relation, $GM_{\odot}/c^3 \approx 5 \mu\text{s}$, can be used. 0.8pt



Observed time delays Δt as a function of the orbital phase φ (see the figure in **C.3**) to locate **N** and **W** on the orbits.

- C.5** In the binary system of neutron stars, two stars release energy and angular momentum by emitting gravitational waves and eventually collide to merge. For simplicity, let us consider only a circular motion with the radius R and the angular velocity ω and then $\omega = \chi R^p$ holds with the constant χ depending on neither ω nor R if relativistic effects are ignored. Determine the value for p . 0.4pt

- C.6** The amplitude of the emitted gravitational wave from the binary system in **C.5** is proportional to $R^2\omega^2$. Figure below qualitatively shows four different temporal profiles of the observed gravitational waves before the two-star collision. Select the most appropriate profile from (a) to (d). 0.2pt



Observed data profiles of gravitational waves.